

WOW Game Title: Fancy Feet Rock-Paper-Scissors (National)

Content Area: Social Studies

TEKS Focus: Structures and Responsibility of Government/ Map Skills
National Government and Citizens

Physical Education Unit: Cardiovascular

Grade: 3

Resource(s): Lauren Mikulencak, CATCH Teaching Outside of the Box

President election process: <http://2008election.procon.org/viewresource.asp?resourceID=001566>

Pictures: TX - <http://www.enchantedlearning.com/usa/states/texas/outline/>

CA - <http://www.enchantedlearning.com/usa/states/california/outline/>

AK - <http://www.enchantedlearning.com/usa/states/alaska/outline/>

MI- <http://www.enchantedlearning.com/usa/states/michigan/outline/>

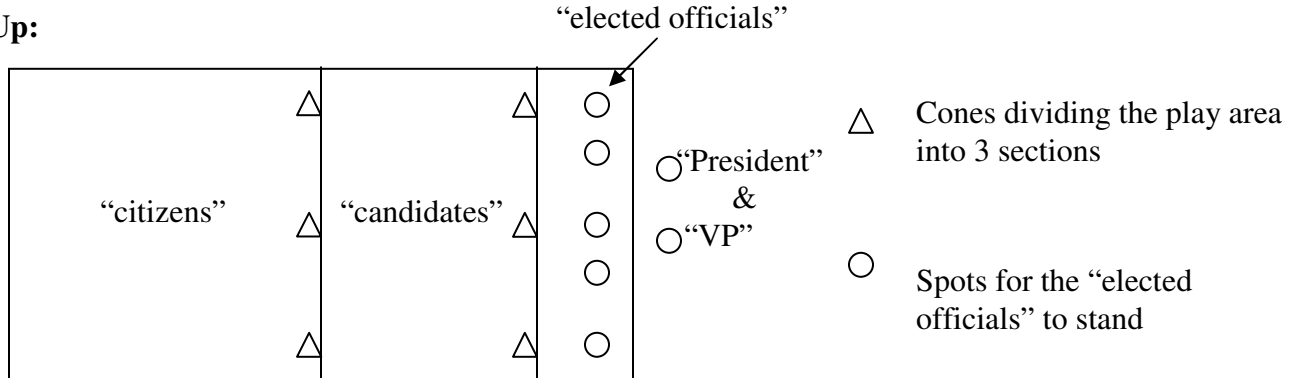
FL - <http://www.enchantedlearning.com/usa/states/florida/outline/>

USA - <http://geography.about.com/library/blank/usa3.jpg>

First Governors information: http://en.wikipedia.org/wiki/Main_Page

Equipment/Materials: 6 cones, 5 poly spots (optional: tape names of cities/states on the spots for them to become governor of that city/town), 2 poly spots (optional: tape the map of the US for the Vice President and President)

Set Up:



Activity:

All of the students will start out in the "citizens" section. However, 5 students should start out as the 1st governors on the poly spots to ensure each state has one. Their goal is to work their way up to become the President or the Vice President of the U.S. Within the "citizens" section, they play a partner in one game of Rock-Paper-Scissors (with your feet) with the following actions:

- Rock- land with feet together
- Paper- land with feet spread wide
- Scissors- land with 1 foot forward and 1 foot back

To begin, the students jump up and down 4 times. On the fourth jump the students land in one of the 3 positions, rock, paper, or scissors.

The “citizen” who wins that game will advance to the “candidates” section of the game. Discuss with the students before the game that it takes a lot of hard work to become the President and Vice President. Most candidates begin the process more than 2 years before the election. Candidates must first meet eligible guidelines set by the U.S. Constitution of being a natural born U.S. citizen, 35 years of age or older, and must have been a resident within the U.S. for 14 years. They must also establish a Political Action Committee (PAC) and then register with the Federal Election Commission (FEC). Then, fundraising and campaigning begins along with primaries and caucuses. Since this a long process, the “candidates” must win 2 out of 3 RPS games in order to advance to the “elected officials” section to become a governor/senator/member of congress. Then, if they win, they can advance to challenge the President and Vice President to be elected. They must win 2 out of 3 RPS games to take the VP and President as well. They student remain the “elected officials” until the next election and lose to another “candidate”. After serving as “elected officials”, they start the process over and become “citizens” again.

Variations:

- Students learn the process of becoming Mayors (local level) and President and Vice President (national level)

Review Questions:

Skill focus: Name one muscle you use during this game? Name one bone that you use during this game?

Academic focus: Who was the first governor of Alaska? Name at least one way a candidate for governor gets people to vote for them in the election. Governors usually have what type of job experiences?

1st Governor: James Pinckney Henderson



1st Governor: Peter Hardeman Burnett

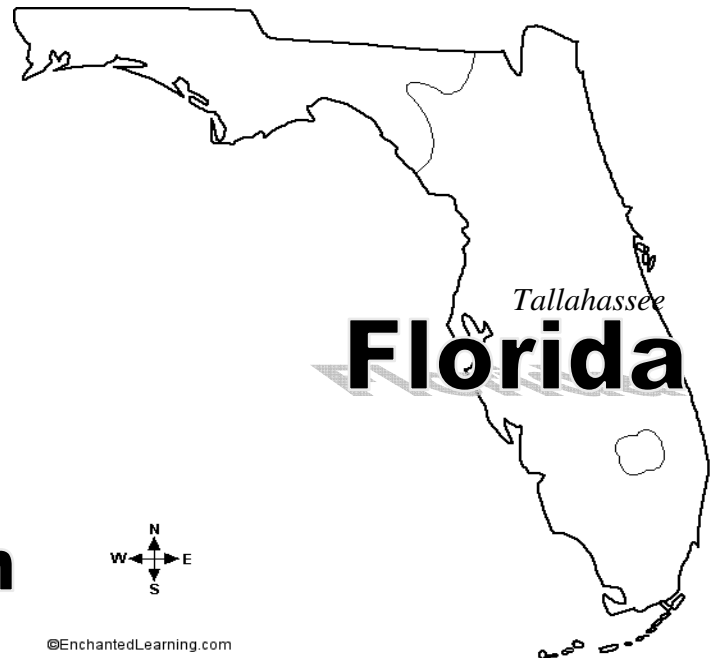


1st Governor: Stevens T. Mason

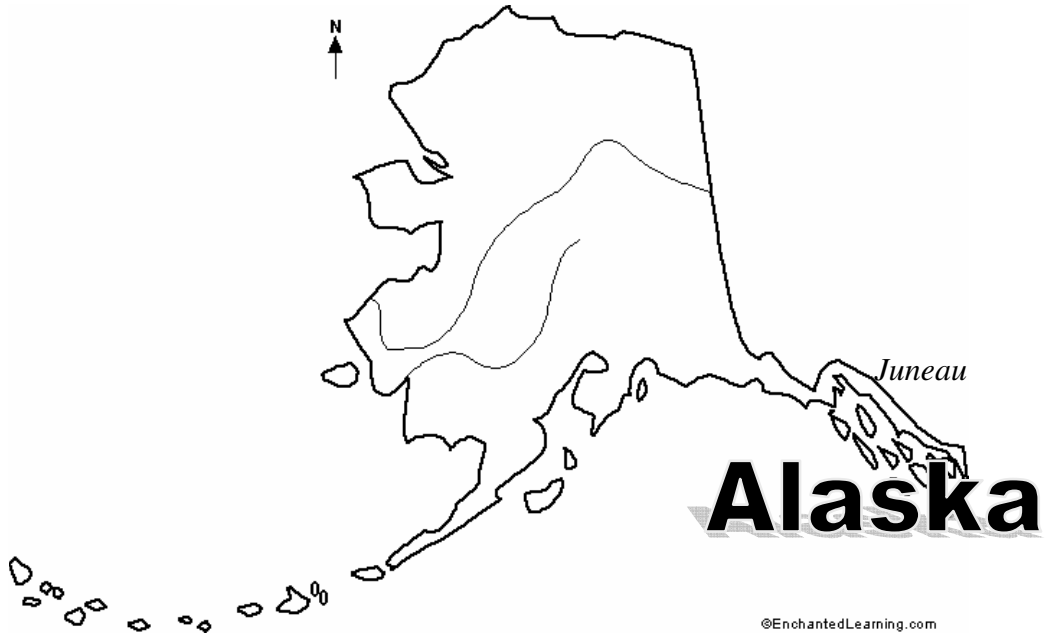
Youngest State Governor in American History at age 24.



1st Governor: William Dunn Moseley



1st Governor: William Allen Egan



©EnchantedLearning.com

