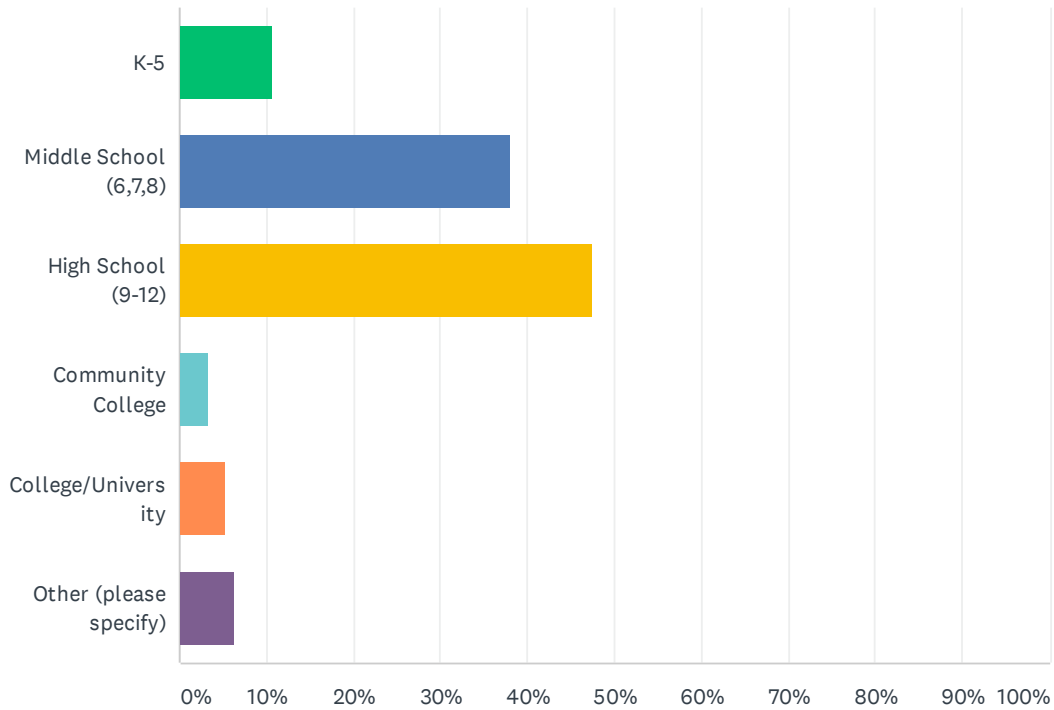


Q1 What grade level do you teach or serve?

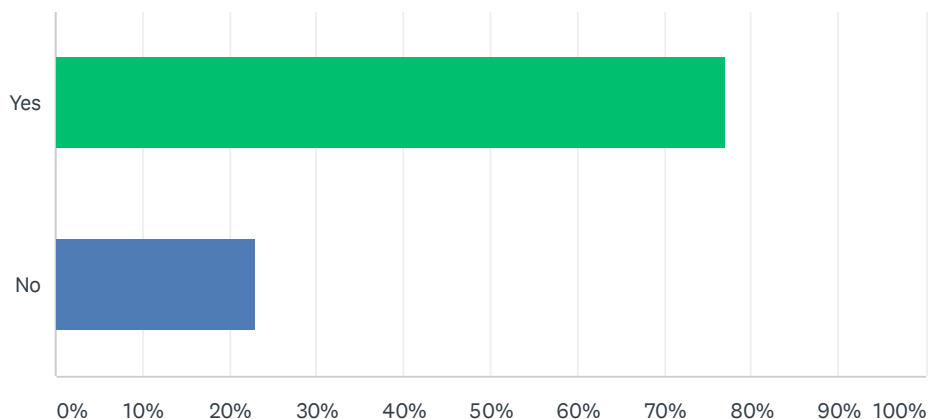
Answered: 446 Skipped: 0



ANSWER CHOICES	RESPONSES	
K-5	10.76%	48
Middle School (6,7,8)	38.12%	170
High School (9-12)	47.53%	212
Community College	3.36%	15
College/University	5.16%	23
Other (please specify)	6.28%	28
Total Respondents: 446		

Q2 Have you referred students to ProCon.org or used ProCon.org in your instruction?

Answered: 446 Skipped: 0



ANSWER CHOICES	RESPONSES
Yes	76.91% 343
No	23.09% 103
TOTAL	446

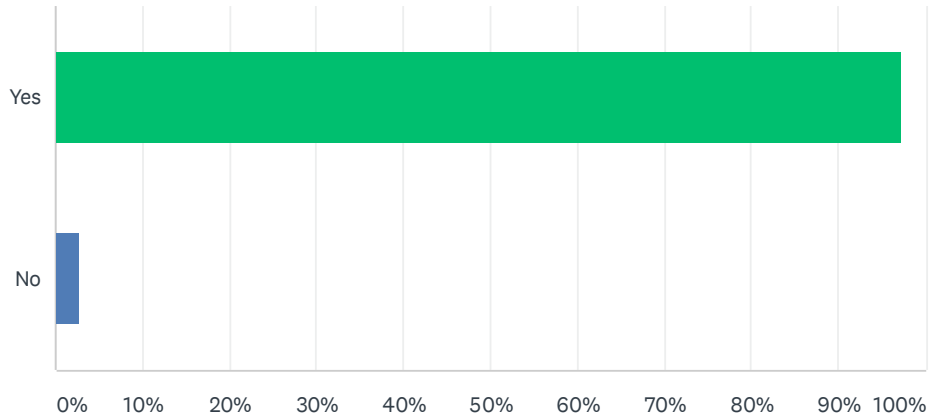
Q3 What's your school? ProCon.org is a 501(c)(3) nonprofit public charity, and we are supported by foundations and individual donations. Having more and more schools use ProCon.org helps us show potential donors that our educational resources are increasingly popular and useful. Please help us by filling out the information below and note that we may add your information (including your name and school) to our website's public list of schools with educators who have used ProCon.org.

Answered: 346 Skipped: 100

ANSWER CHOICES	RESPONSES
My school:	100.00% 346
My first name:	100.00% 346
My last name:	100.00% 346
My job title:	100.00% 346
My school's city:	100.00% 346
My schools State:	0.00% 0
My schools ZIP:	0.00% 0
My state(or country if not in the United States):	100.00% 346
Email Address:	0.00% 0
Phone Number:	0.00% 0

Q4 Did your students find ProCon.org useful?

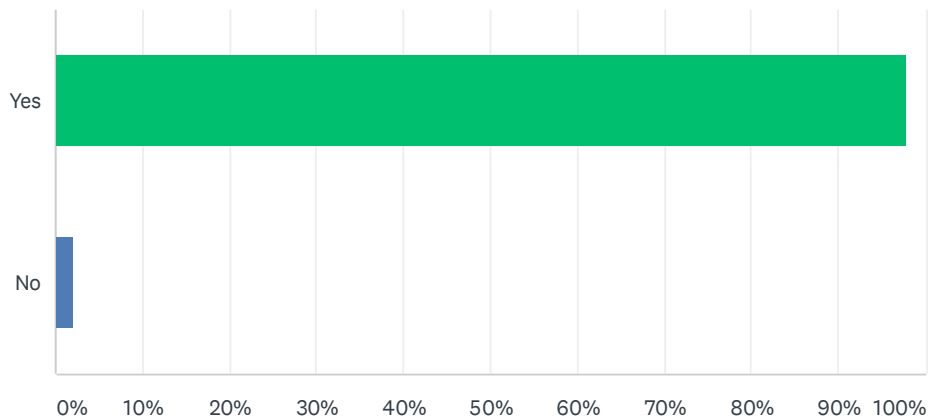
Answered: 343 Skipped: 103



ANSWER CHOICES	RESPONSES
Yes	97.38% 334
No	2.62% 9
TOTAL	343

Q5 Do you think using ProCon.org helped to improve your students' critical thinking skills?

Answered: 343 Skipped: 103



ANSWER CHOICES	RESPONSES
Yes	97.96% 336
No	2.04% 7
TOTAL	343

Q6 How do/did you use ProCon.org in your classroom or library? Details appreciated.If you have a link to your lesson plan or reference to

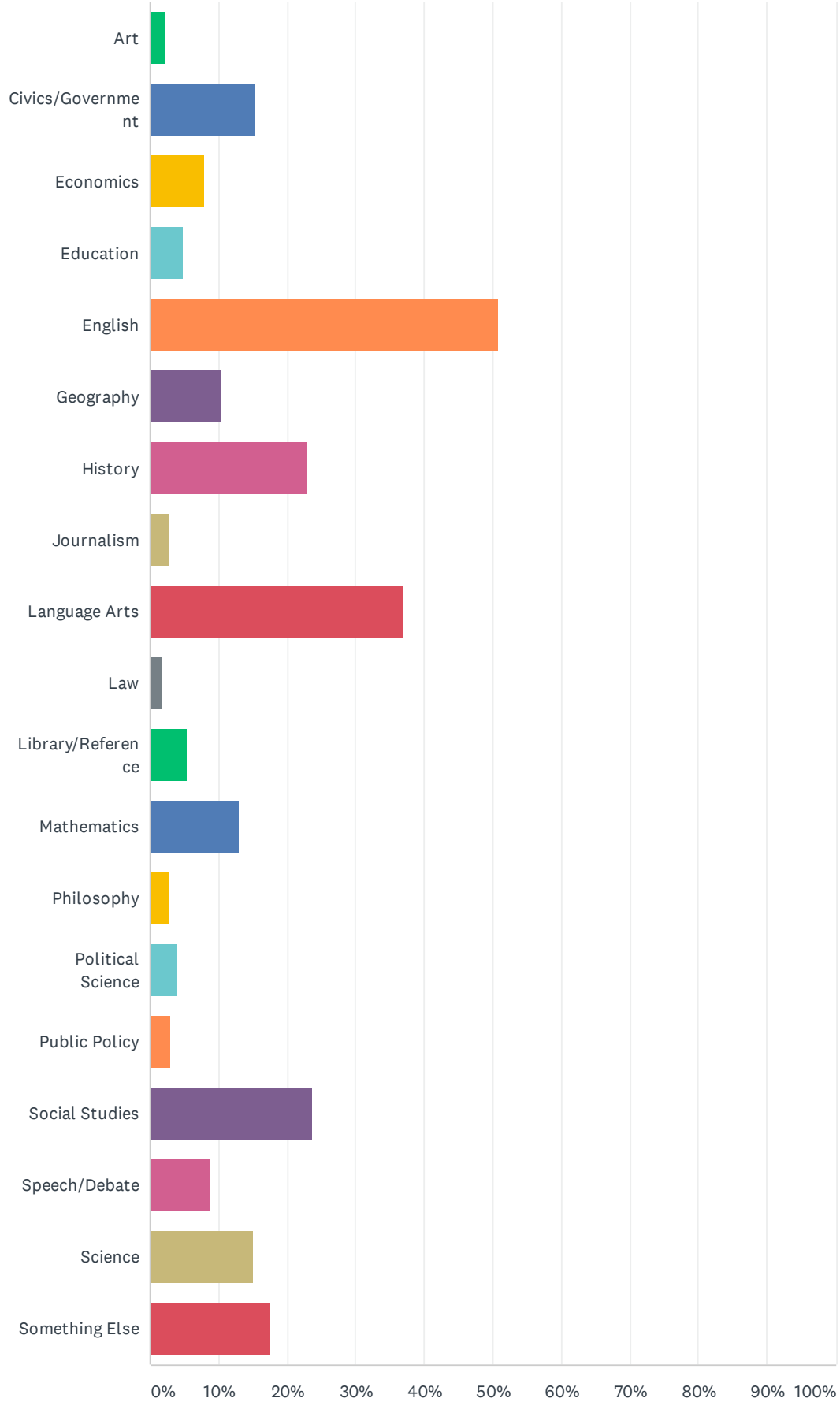
ProCon.org, please include it below.

Answered: 343 Skipped: 103

Q7 What subject(s) do you teach?

Answered: 446 Skipped: 0

2019 Survey for Teachers, Librarians, and all Educators

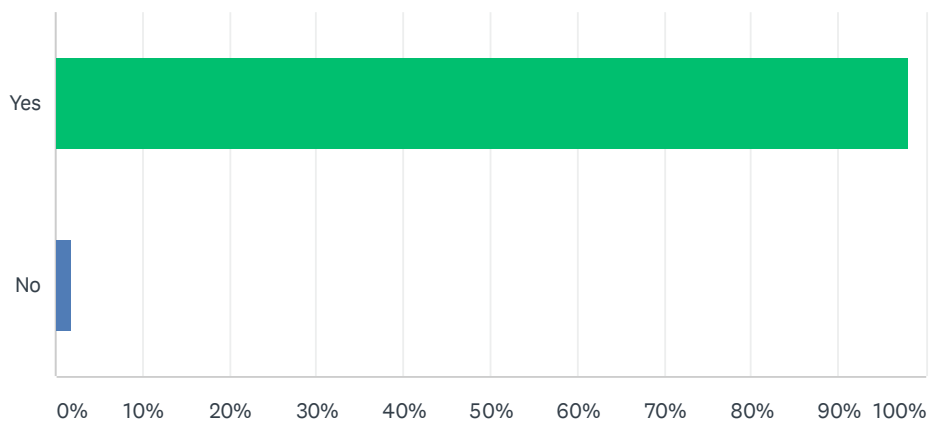


2019 Survey for Teachers, Librarians, and all Educators

ANSWER CHOICES	RESPONSES	
Art	2.24%	10
Civics/Government	15.25%	68
Economics	7.85%	35
Education	4.71%	21
English	50.90%	227
Geography	10.54%	47
History	23.09%	103
Journalism	2.69%	12
Language Arts	37.00%	165
Law	1.79%	8
Library/Reference	5.38%	24
Mathematics	13.00%	58
Philosophy	2.69%	12
Political Science	4.04%	18
Public Policy	2.91%	13
Social Studies	23.54%	105
Speech/Debate	8.74%	39
Science	15.02%	67
Something Else	17.49%	78
Total Respondents: 446		

Q8 Would you recommend ProCon.org to teachers or librarians?

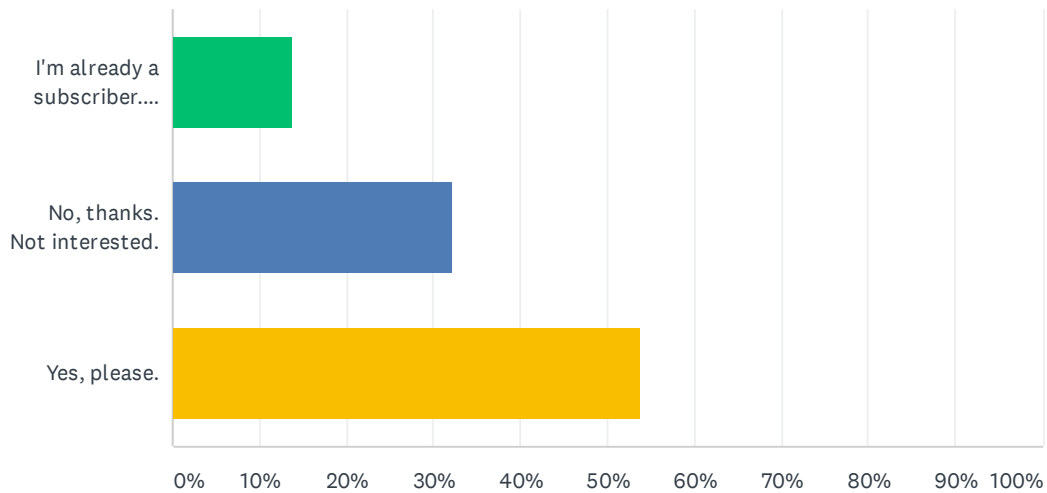
Answered: 446 Skipped: 0



ANSWER CHOICES	RESPONSES	
Yes	98.21%	438
No	1.79%	8
TOTAL		446

Q9 Would you like to sign up for our free email updates? You'll get 1-3 emails per month highlighting our latest research, and you can unsubscribe anytime. Your email address will remain private, and we will not share it with or sell it to any third parties.

Answered: 446 Skipped: 0



ANSWER CHOICES	RESPONSES	
I'm already a subscriber. Thanks anyway.	13.90%	62
No, thanks. Not interested.	32.29%	144
Yes, please.	53.81%	240
TOTAL		446

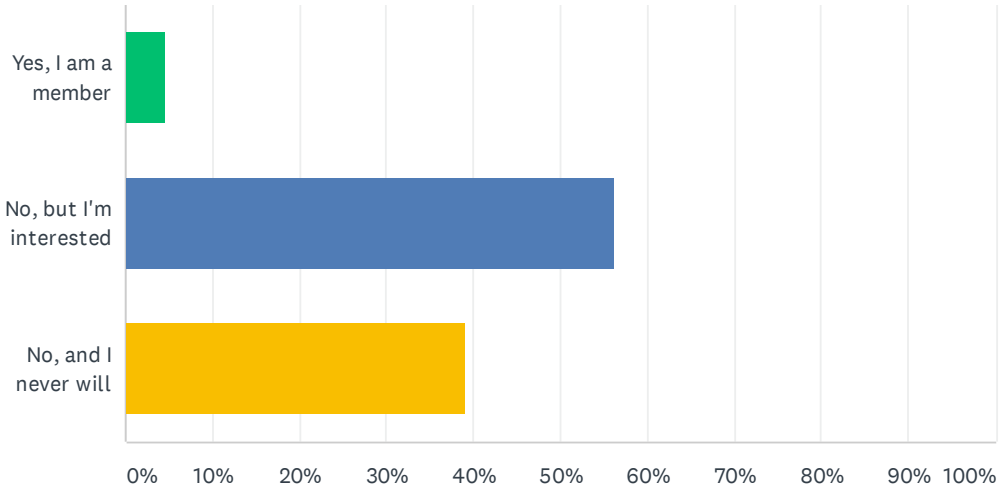
Q10 Do you have any additional comments or suggestions for us? For example, where you heard about us, what we could improve, or what we're doing well.

Answered: 212 Skipped: 234

Q11 Have you donated to become a ProCon.org member?

Answered: 437 Skipped: 9

2019 Survey for Teachers, Librarians, and all Educators



ANSWER CHOICES	RESPONSES
Yes, I am a member	4.58% 20
No, but I'm interested	56.29% 246
No, and I never will	39.13% 171
TOTAL	437