



My Surveys Address Book My Account Plans & Pricing

Teacher Survey [Edit](#)

Default Report [+ Add Report](#)

Response Summary

Total Started Survey: 1,326
Total Completed Survey: 1,326 (100%)

PAGE: SURVEY FOR TEACHERS, LIBRARIANS, AND ALL EDUCATORS

1. How did you hear about ProCon.org?

[Create Chart](#) [Download](#)

		Response Percent	Response Count
Radio		14.2%	186
Search engine (Google, Yahoo, etc.)		38.9%	511
Another website (not a search engine)		9.0%	118
Teacher/Librarian		17.9%	235
Student		4.1%	54
Friend/Associate		5.8%	76
Other (please specify) Show Responses		10.2%	134
		answered question	1,314
		skipped question	12

2. What grade level do you teach or serve?

[Create Chart](#) [Download](#)

		Response Percent	Response Count
K-5		5.4%	71
Middle School (6,7,8)		18.5%	243
High School (9-12)		43.6%	571
		answered question	1,311
		skipped question	15

2. What grade level do you teach or serve?		Create Chart	Download
Community College		8.8%	115
College/University		14.1%	185
Other (please specify) Show Responses		9.6%	126
		answered question	1,311
		skipped question	15

3. What subject(s) do you teach?		Create Chart	Download
		Response Percent	Response Count
Art		4.4%	57
Civics/Government		18.5%	240
Communications		0.8%	10
Economics		1.0%	13
Education		1.0%	13
English		33.5%	434
Geography		0.9%	12
History		21.6%	279
Humanities		1.1%	14
Journalism		3.9%	51
Language Arts		2.6%	34
Law		6.3%	81
Library/Reference		15.0%	194
Media		1.0%	13
Philosophy		4.1%	53
Political Science		0.9%	12
Public Policy		4.9%	63
		answered question	1,294
		skipped question	32



3. What subject(s) do you teach?		Create Chart	Download
Social Studies		24.5%	317
Sociology		0.5%	7
Speech/Debate		10.4%	135
Science		10.8%	140
Something Else		23.8%	308
		answered question	1,294
		skipped question	32

4. Have you referred students to ProCon.org or used ProCon.org in your instruction?		Create Chart	Download
		Response Percent	Response Count
Yes		57.2%	740
No		42.8%	554
		answered question	1,294
		skipped question	32

5. If you answered "yes" to #4 above, did your students find ProCon.org useful? <i>If you answered "no" to #4 above, then please skip this question.</i>		Create Chart	Download
		Response Percent	Response Count
Yes		98.1%	708
No		1.9%	14
		Why or why not? (optional) Show Responses	202
		answered question	722
		skipped question	604

6. If you answered "yes" to #4 above, do you think using ProCon.org helped to improve your students' critical thinking skills? [Create Chart](#) [Download](#)

If you answered "no" to #4 above, then please skip this question.



		Response Percent	Response Count
Yes		98.5%	704
No		1.5%	11
		answered question	715
		skipped question	611

7. How do/did you use ProCon.org in your classroom or library (if at all)? Details appreciated. [Download](#)

If you have a link to your lesson plan or reference to ProCon.org, please include it below.





		Response Count
		Show Responses
		760
		answered question
		760
		skipped question
		566

8. Would you recommend ProCon.org to teachers or librarians? [Create Chart](#) [Download](#)

		Response Percent	Response Count
Yes		98.0%	1,150
No		2.0%	24
		answered question	1,174
		skipped question	152

9. Where do you teach? [Download](#)

		Response Percent	Response Count
		answered question	1,005
		skipped question	321

9. Where do you teach?			Download
School Show Responses		94.9%	954
City Show Responses		94.3%	948
State or Country Show Responses		95.7%	962
Optional: Name and title Show Responses		47.9%	481
		answered question	1,005
		skipped question	321

10. Additional comments or suggestions:		Download
		Response Count
	Show Responses	371
		answered question
		371
		skipped question
		955