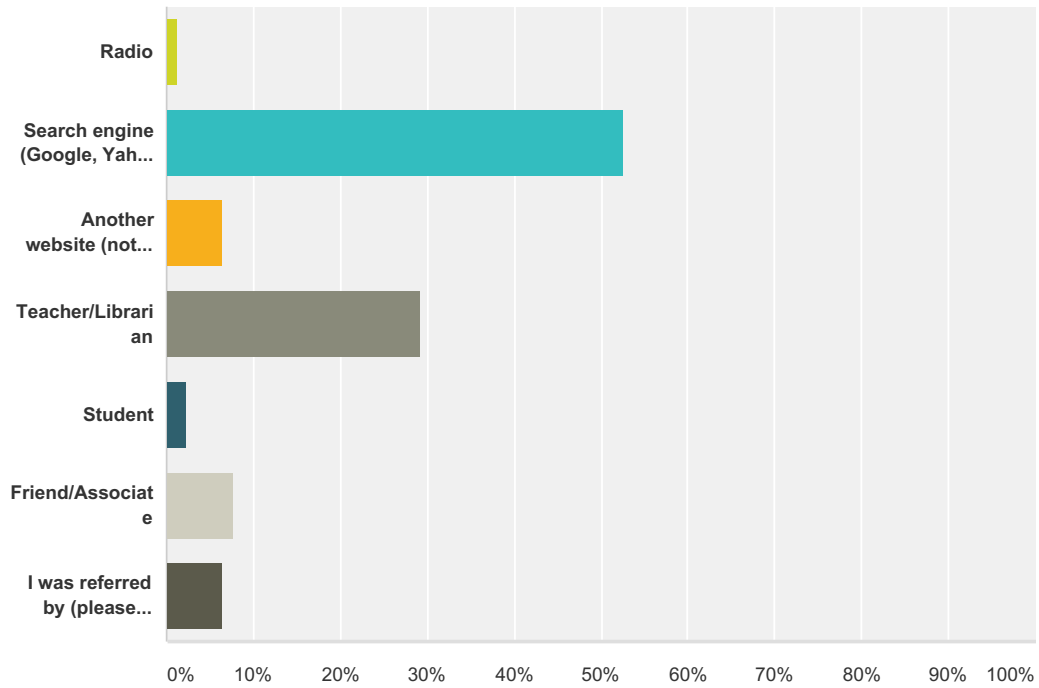


Q1 How did you hear about ProCon.org?

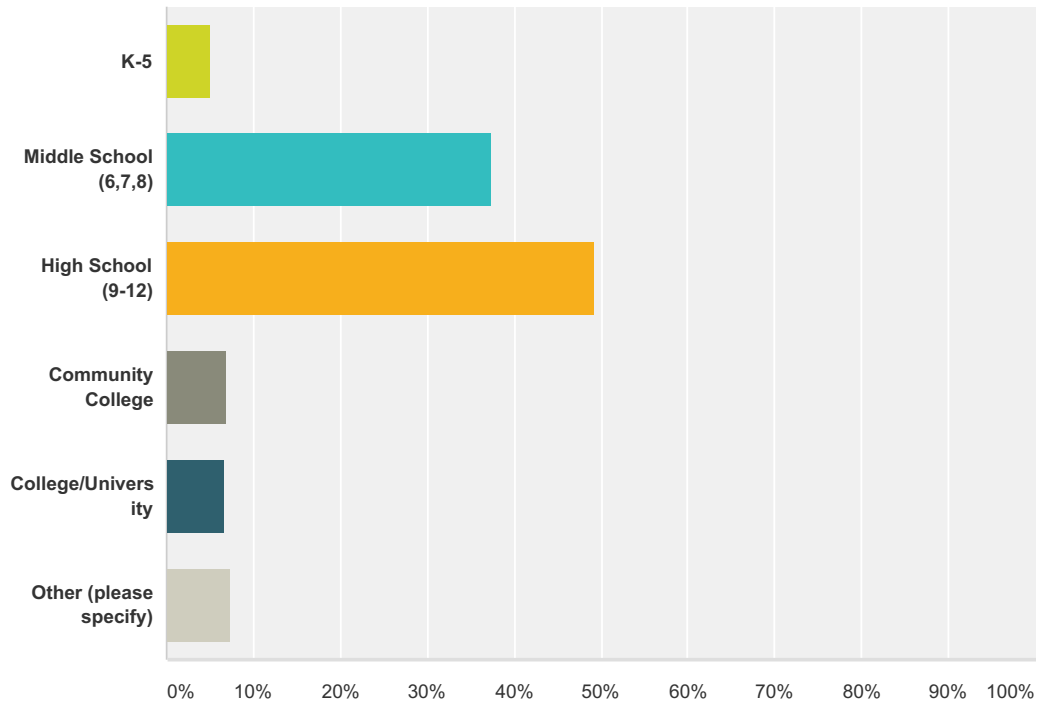
Answered: 856 Skipped: 0



Answer Choices	Responses
Radio	1.17% 10
Search engine (Google, Yahoo, Bing, etc.)	52.69% 451
Another website (not a search engine)	6.43% 55
Teacher/Librarian	29.32% 251
Student	2.34% 20
Friend/Associate	7.83% 67
I was referred by (please specify):	6.54% 56
Total Respondents: 856	

Q2 What grade level do you teach or serve?

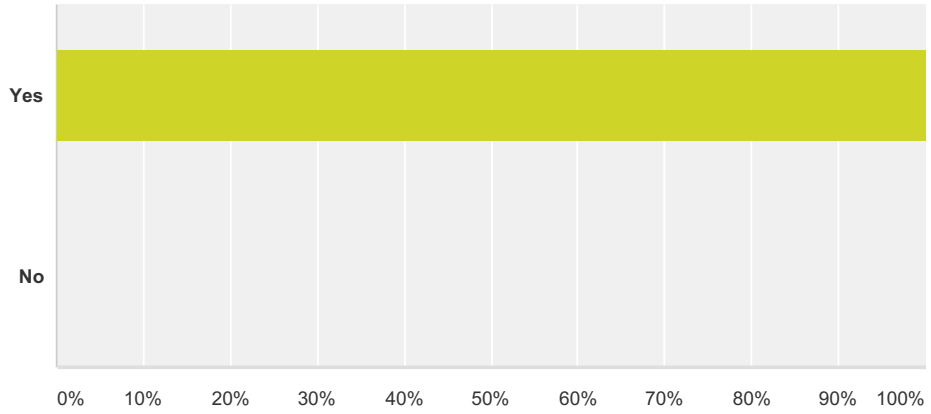
Answered: 856 Skipped: 0



Answer Choices	Responses	Count
K-5	5.02%	43
Middle School (6,7,8)	37.27%	319
High School (9-12)	49.18%	421
Community College	6.89%	59
College/University	6.66%	57
Other (please specify)	7.24%	62
Total Respondents: 856		

Q3 Have you referred students to ProCon.org or used ProCon.org in your instruction?

Answered: 856 Skipped: 0



Answer Choices	Responses	Count
Yes	100.00%	856
No	0.00%	0
Total		856

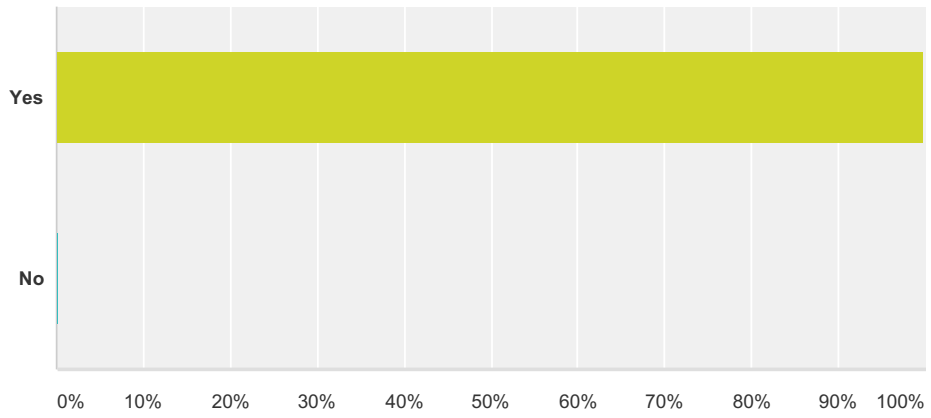
Q4 What's your school? ProCon.org is a 501(c)(3) nonprofit public charity, and we are supported by foundations and individual donations. Having more and more schools use ProCon.org helps us show potential donors that our educational resources are increasingly popular and useful. Please help us by filling out the information below and note that we may add your information (including your name and school) to our website's public list of schools with educators who have used ProCon.org.

Answered: 856 Skipped: 0

Answer Choices	Responses
My school:	100.00% 856
My first name:	100.00% 856
My last name:	100.00% 856
My job title:	100.00% 856
My schools city:	100.00% 856
My schools State:	0.00% 0
My schools ZIP:	0.00% 0
My state(or country if not in the United States):	100.00% 856
Email Address:	0.00% 0
Phone Number:	0.00% 0

Q5 Did your students find ProCon.org useful?

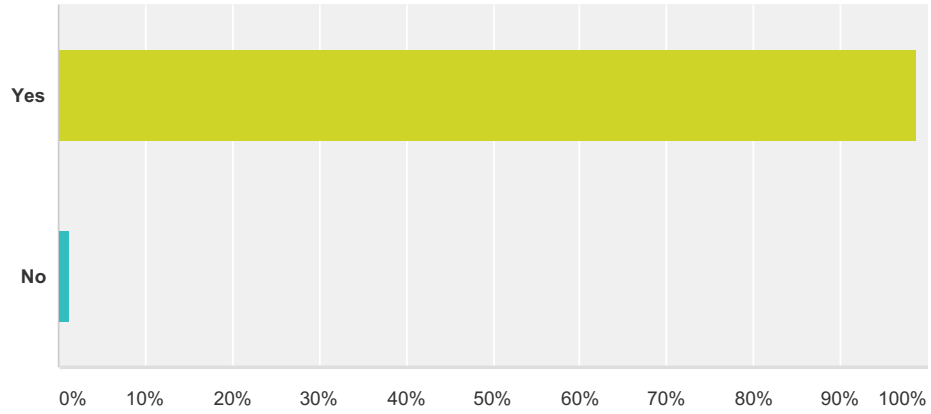
Answered: 856 Skipped: 0



Answer Choices	Responses
Yes	99.77% 854
No	0.23% 2
Total	856

Q6 Do you think using ProCon.org helped to improve your students' critical thinking skills?

Answered: 856 Skipped: 0



Answer Choices	Responses	
Yes	98.71%	845
No	1.29%	11
Total		856

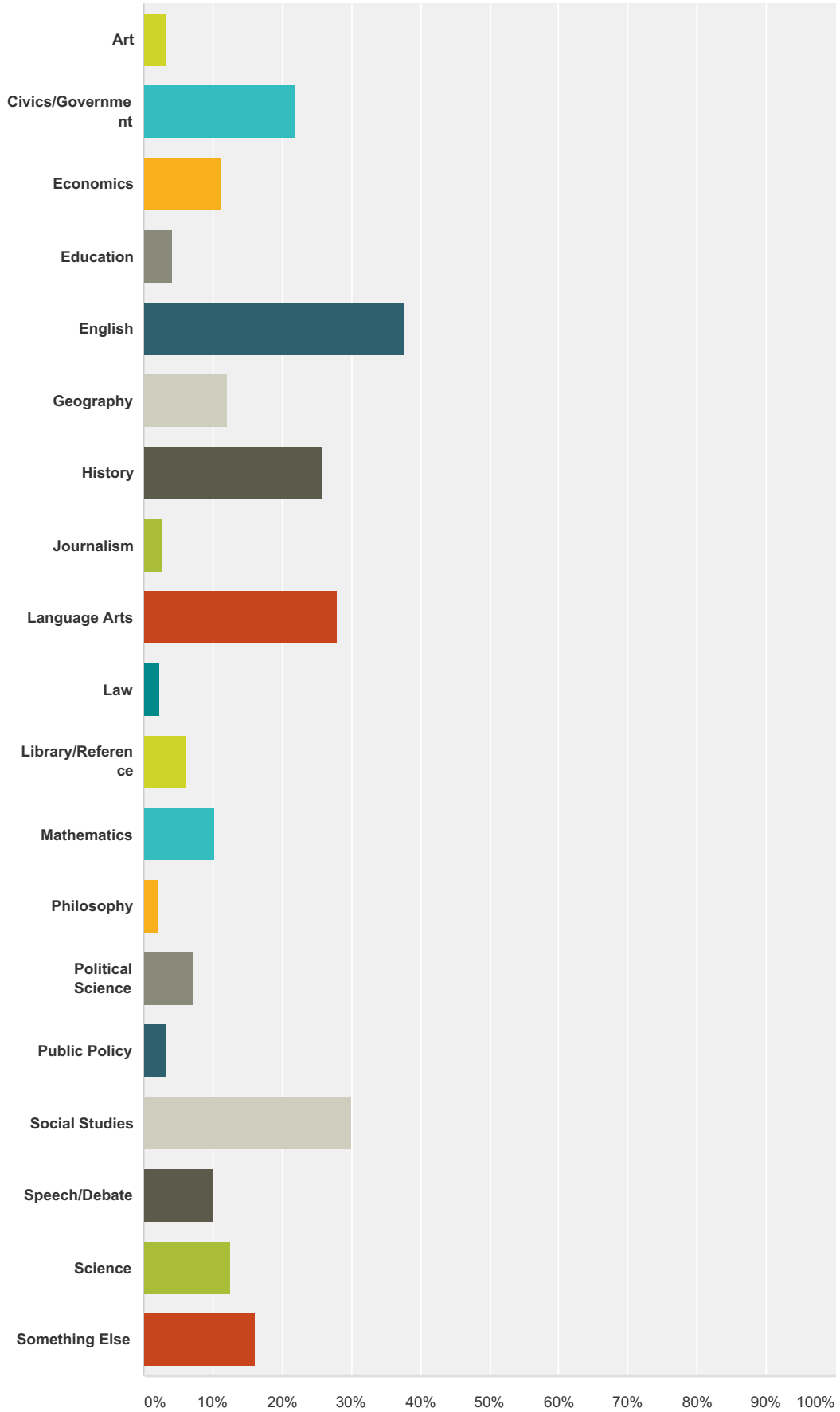
Q7 How do/did you use ProCon.org in your classroom or library? Details appreciated.If you have a link to your lesson plan or reference to ProCon.org, please include it below.

Answered: 856 Skipped: 0

Q8 What subject(s) do you teach?

Answered: 856 Skipped: 0

2016 Survey for Teachers, Librarians, and all Educators

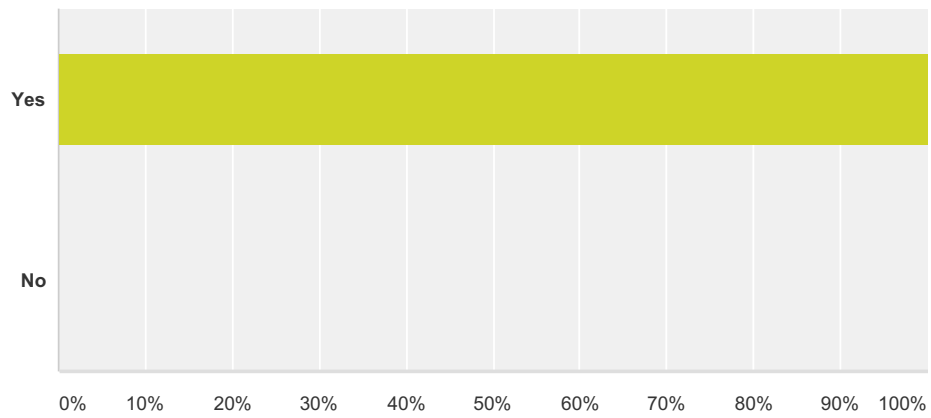


2016 Survey for Teachers, Librarians, and all Educators

Answer Choices	Responses	
Art	3.27%	28
Civics/Government	21.85%	187
Economics	11.33%	97
Education	4.21%	36
English	37.85%	324
Geography	12.15%	104
History	25.82%	221
Journalism	2.69%	23
Language Arts	28.04%	240
Law	2.22%	19
Library/Reference	5.96%	51
Mathematics	10.16%	87
Philosophy	1.99%	17
Political Science	7.01%	60
Public Policy	3.27%	28
Social Studies	30.14%	258
Speech/Debate	10.05%	86
Science	12.50%	107
Something Else	16.12%	138
Total Respondents: 856		

Q9 Would you recommend ProCon.org to teachers or librarians?

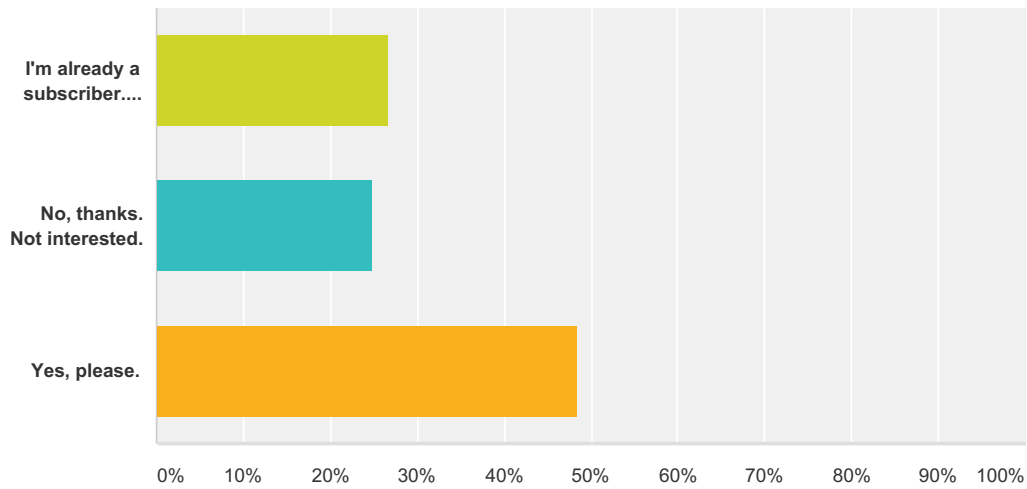
Answered: 856 Skipped: 0



Answer Choices	Responses
Yes	100.00% 856
No	0.00% 0
Total	856

Q10 Would you like to sign up for our free email updates? You'll get 1-3 emails per month highlighting our latest research, and you can unsubscribe anytime. Your email address will remain private, and we will not share it with or sell it to any third parties.

Answered: 856 Skipped: 0



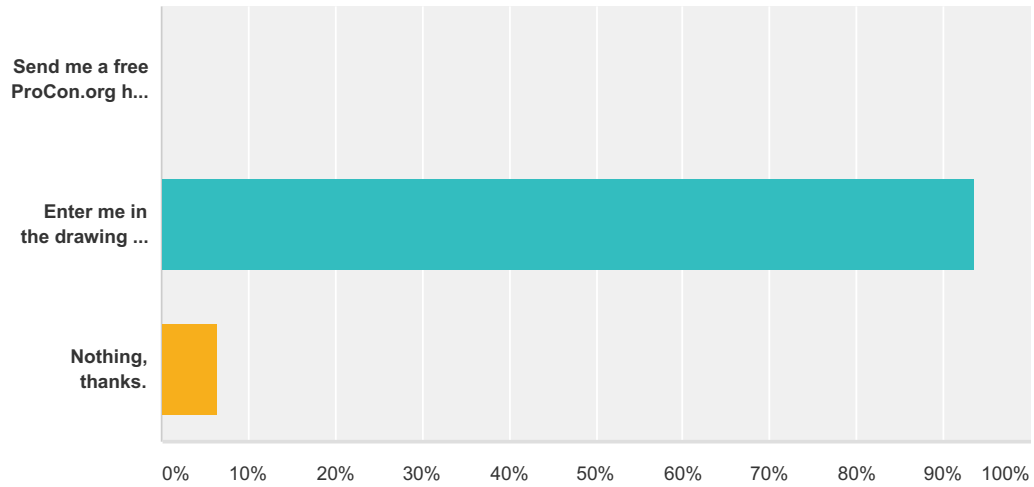
Answer Choices	Responses
I'm already a subscriber. Thanks anyway.	26.75% 229
No, thanks. Not interested.	24.77% 212
Yes, please.	48.48% 415
Total	856

**Q11 Do you have any additional comments
or suggestions for us?**

Answered: 293 Skipped: 563

Q12 As a thank you for taking this survey, you may choose to be entered in a monthly drawing to win a \$50 Amazon gift card! (Surveys must be complete and submitted by an educator to be eligible for prizes.)

Answered: 856 Skipped: 0



Answer Choices	Responses
Send me a free ProCon.org hat! (US residents only; please allow 4-6 weeks for your hat to arrive.)	0.00% 0
Enter me in the drawing for a \$50 Amazon gift card! (One winner per month drawn from new survey takers.)	93.57% 801
Nothing, thanks.	6.43% 55
Total	856

Q13 Although we don't yet have a mailing list, we may in the future. Please enter your email and mailing address if you wish to join this theoretical future list.

Answered: 606 Skipped: 250

Answer Choices	Responses	
Name:	99.17%	601
Company:	0.00%	0
Address:	95.71%	580
Address 2:	18.81%	114
City/Town:	95.71%	580
State:	93.56%	567
ZIP:	95.54%	579
Country:	0.00%	0
Email Address:	97.19%	589
Phone Number:	0.00%	0